


# Puaka James Hight 501D Kauri

## Room Photos




## Room Summary

AV Category	<b>zoom ROOM</b> <b>BYOD</b> BRING YOUR OWN DEVICE
Capacity	10
Telephone	
Owner	UOC
Host Key	AS01501D
Status	✓
Notes	

## AV Room Equipment

### Lectern / Table



HDMI Cable



VGA Cable



Large LED TV Display

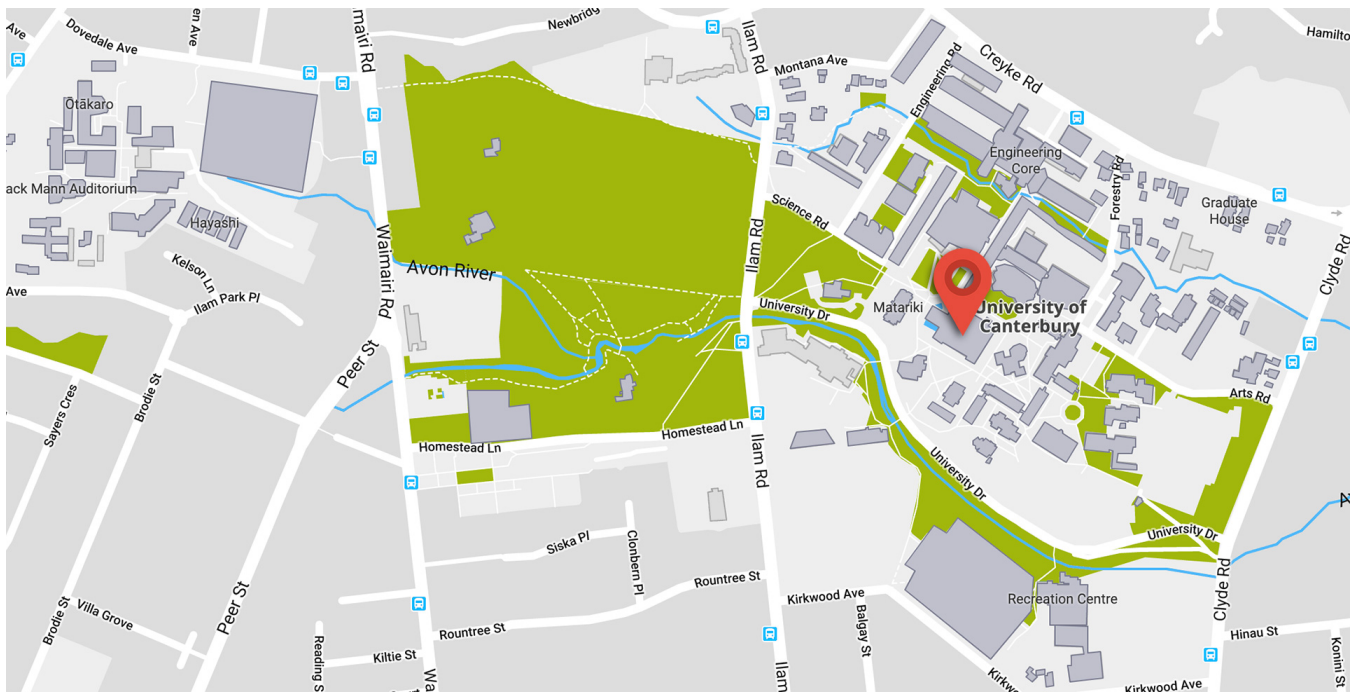
### Audio



Speakers

## Location Map

Click on the map below to open the interactive UC campus map to help find this room



## Zoom Room - Getting Started / Help & Support



### Getting Started - Zoom Room Tips & Tricks

Below are some useful video clips and information if you are new to the technology in a Zoom Room video conferencing meeting space. They will help you become familiar with how to use and the AV system to your advantage, and provide an overall better experience.



Watch Zoom Rooms - Getting Started at UC Video

[Video Conferencing - Getting Started at University of Canterbury](#)

[Zoom Rooms - User Guide Downloads](#)

[Zoom Rooms - Video Tutorials](#)

[Zoom Rooms - How To Articles](#)

If you require further help, or would like to book in a tutorial on how to use the audio visual equipment, please contact us below

IT Helpdesk - **0508 UC IT HELP** (0508 824 843) or on **03 369 5000**

[Log an Assyst Ticket](#)



For **timetabled booking** requests of this space, please contact [timetabling@canterbury.ac.nz](mailto:timetabling@canterbury.ac.nz)

For Ad Hoc Booking requests of this space, please refer to [Room Bookings \(sharepoint.com\)](#) and complete the needed steps.

If this a **departmental space**, please contact the owner of this room.

For **security** or **health & safety** queries about this space, please contact [UC Security](#)

*This room information is audited each year. If there is any discrepancy in the IT services equipment in this space, please contact us.*