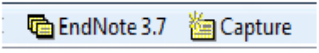


EndNote Online

EndNote Online (formerly EndNote Web) is a simpler, web-based, version of EndNote and may suit some users. Entries created in EndNote Desktop can be easily moved to EndNote Online and vice versa. **EndNote Online** includes online access with 5GB of storage

Getting started

To start with you need to register with EndNote Online. Once registered, you will have a login that can be used worldwide.

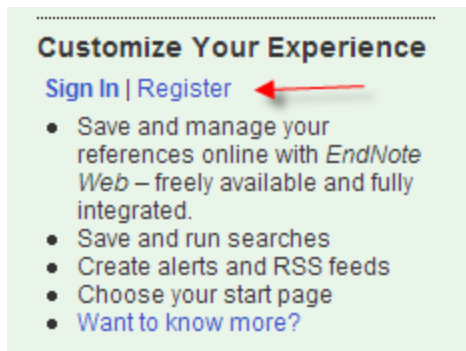
If you work on your own laptop or home computer, you can download Cite While You Write™ Plug-In . Use the EndNote plug-in to insert references, and format citations and bibliographies automatically while you write your papers in Word. This plug-in also allows you to save online references to your library in Internet Explorer for Windows.

Registration through Web of Science

While an indirect way of registering for EndNote Online, it is the method recommended by the EndNote vendors as, to quote: *When users register for an EndNote Basic account within ISI Web of Science, they will have greater access to institutional library resources than when they register through EndNote on the desktop.*

Connect to [Web of Science](#).


On the bottom right hand side of the screen you will see a heading 'Customize Your Experience'. Click the Register prompt.

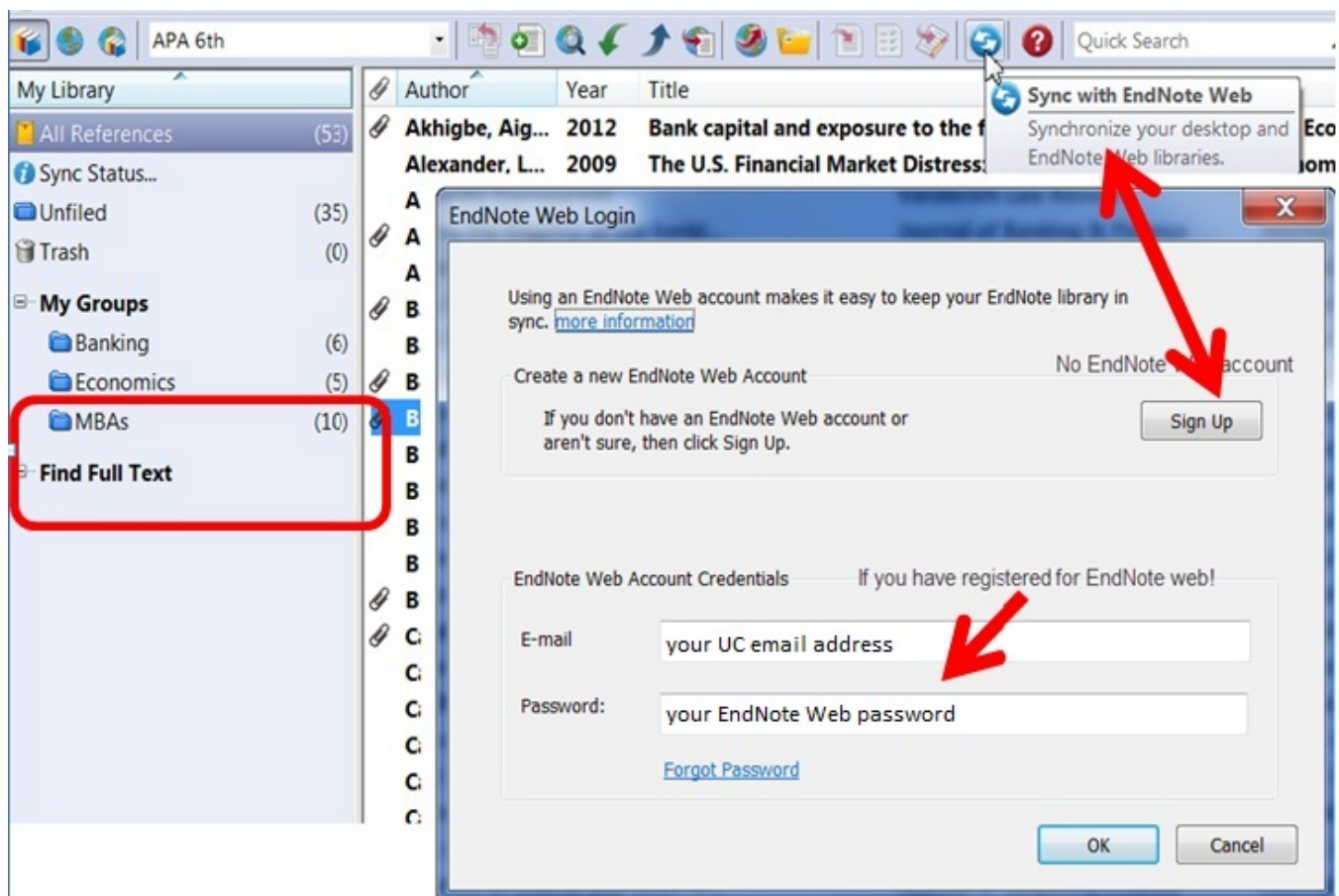


This will enable you to register. The login you set up will work for both EndNote Online and the Web of Science (they are provided by the same organisation). If you have an existing Web of Knowledge login, it should also work for EndNote Online.

Once you have a login, you can use the Sign In link to connect. Alternatively, once you have your login, you can directly connect to EndNote Online at <https://www.myEndnoteWeb.com>

Synchronize EndNote Desktop and Online Libraries

- You can synchronise one EndNote desktop Library with one EndNote Online Library. After you run the sync, all the references and attachments will be synchronised
- To synchronise the libraries, simply click the blue sync  button from your EndNote desktop library (see below)
- If you do not have an EndNote Online account, click **Sign Up** to register. If you have registered already, type your UC email and password to log in



- After the sync, you will see exactly the same number of references, the same groups and attachments in your EndNote Online Library