

Downloading records from EBSCO databases

You can export references directly into EndNote.

1. Click **Add to folder** to select records to export.

1. **Can family therapy have an effect on adult criminal conduct? Initial evaluation of functional family therapy.**

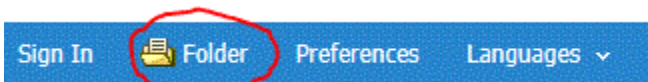
 Datchi, Corinne C. Sexton, Thomas L. ; Couple and Family Psychology: Research and Practice, Vol 2(4), Dec, 2013. pp. 278-293. [Journal Article]

Subjects: Criminal Behavior; Criminal Rehabilitation; Evidence Based Practice; Family Therapy; Adulthood (18 yrs & older); Male; Female

[Cited References: \(60\)](#)



2. Click **Folder** at the top of the screen.



3. Mark individual items to export or select all.


Articles

1-2 of 2

Page: 1

☒ Select / deselect all

☒ 1. **A method for estimating colony size**




Academic Journal

By: LaRue, M.; Lynch, H.; Lyver, P.; Ba
(AN 94772970), Database: Arctic & A

Subjects: ANTARCTIC Ocean; ADEL

[Search for full text](#)

☒ 2. **Proximity of krill and salps in an Ant**



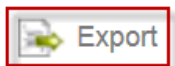
Academic Journal

By: Kokubun, Nobuo; Kim, Jeong-Ho

Subjects: All other miscellaneous ar

[Search for full text](#)

4. Click **Export** on the right.



5. Select **Direct Export to EndNote** and click **Save**.

Save citations to a file formatted for:

- ☒ Direct Export in RIS Format (e.g. CITAVI, EasyBib, EndNote, ProCite, Reference Manager, Zotero)
- ☐ Direct Export to EndNote Web
- ☐ Generic bibliographic management software
- ☐ Citations in XML format
- ☐ Citations in BibTeX format
- ☐ Citations in MARC21 format
- ☐ Direct Export to RefWorks

EndNote will open and prompt you to select your EndNote Library. Your references will be automatically downloaded into this library.