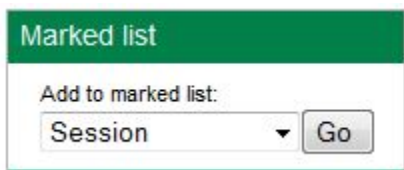


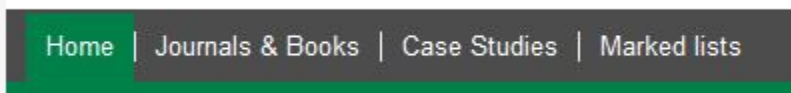
Downloading records from Emerald journals

You can now export records directly from this database into EndNote.

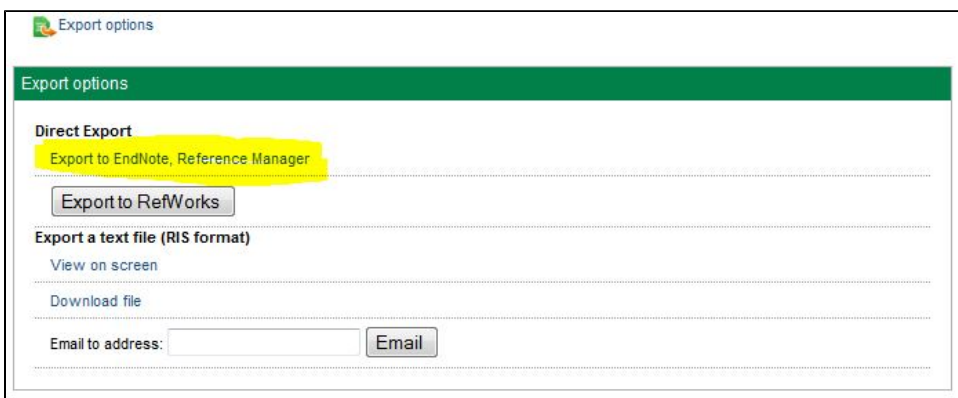
1. Go to detailed record, and click on **Go** button next to **Add to marked list**.



2. Click on **Marked List** on the top navigation bar.



3. Click on **Export options**.
4. Click on **Export to EndNote, Reference Manager**.



5. When this new window appears, click **Open** and then the references will be automatically downloaded into your EndNote Library.