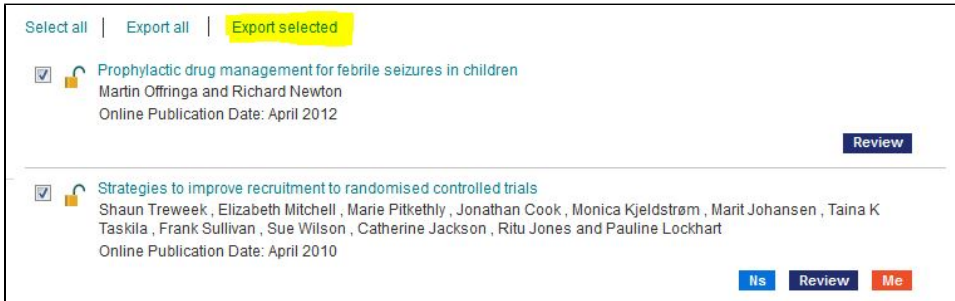


Downloading records from The Cochrane Library

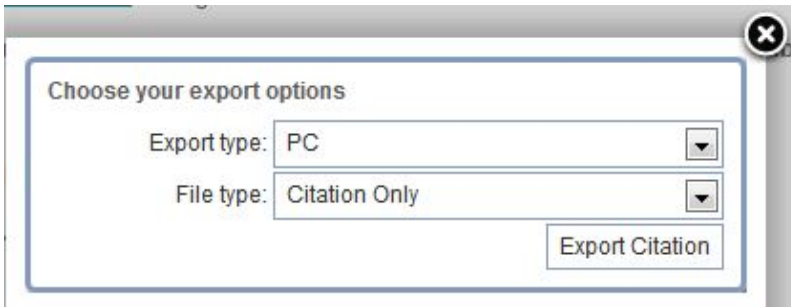
 You cannot export records directly from this database into EndNote. Save your references and then import the records separately into EndNote.

From The Cochrane Library:

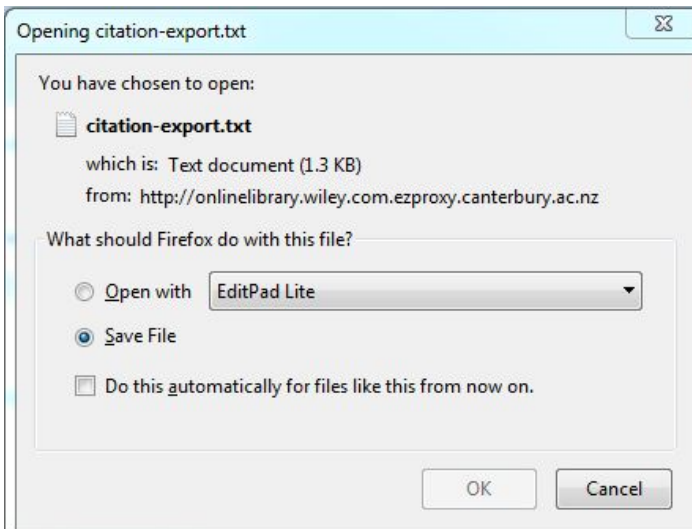
1. Select the results you want to keep, and then click on **Export Selected**.



2. Choose **Export type** from drop-down menu, and click **Export Citation**



3. From the File Download window, click **Save**, and save the records as a **.txt** file.



Importing the references into EndNote:

1. Either open the library into which you want to import your references, or open a new library.
2. Click **File - Import**
3. Click **Choose** and locate and the file you want to import.
4. Click on the **Import Option** drop-down menu.
5. Choose **Other Filters** from the list and scroll down and select **Cochrane Library (Wiley)**.

Import File

Import File: citation-export.txt Choose...

Import Option: Cochrane Library (Wiley) ▼

Duplicates: Import All ▼

Text Translation: No Translation ▼

Import Cancel

6. Click **Import**.