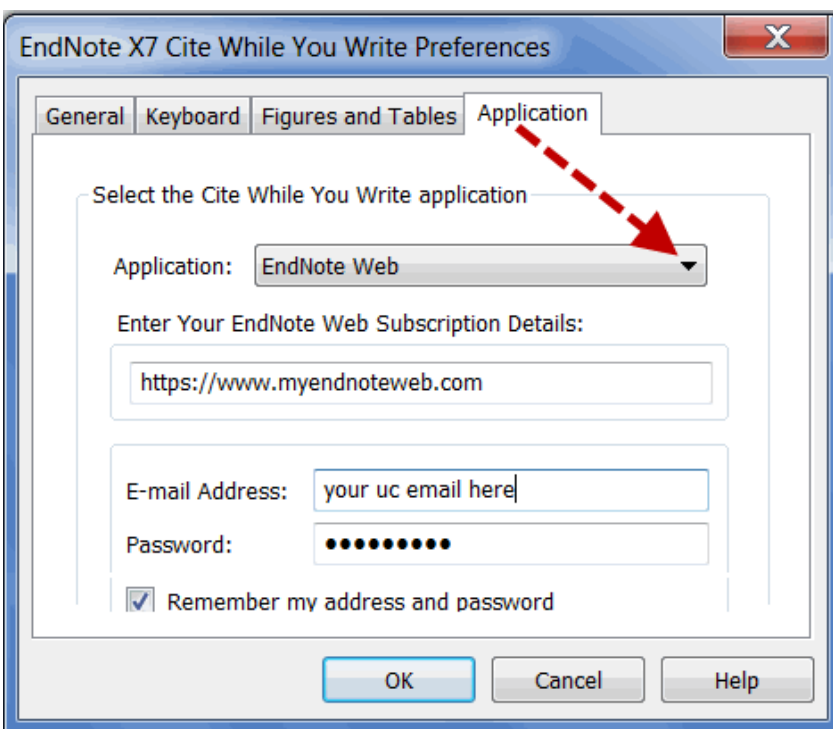
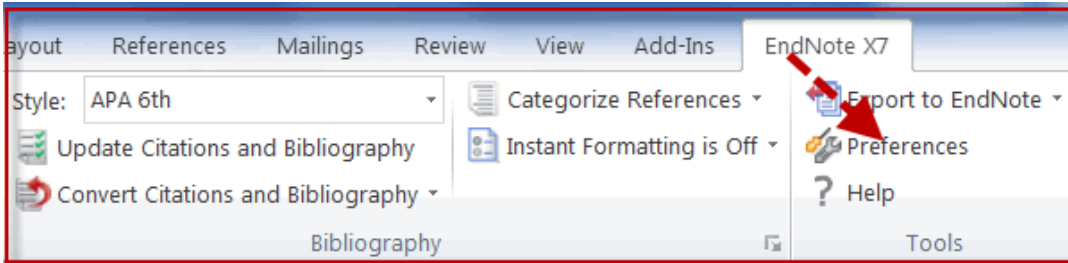


EndNote Online and Word

You can use EndNote Online's **Cite While You Write** (CWYW) function to create in-text citations and a bibliography in your Word document, and to format in whatever bibliographic style you choose.

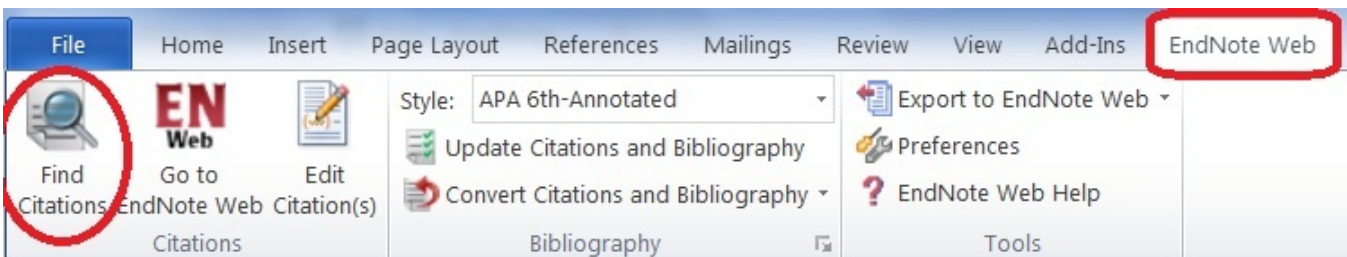
Switching to the EndNote Online application in Word

- Click the EndNote X7 ribbon from Word toolbar > Preferences > Application > EndNote Web



Insert Citations into a Word Document with Cite While You Write

- Place the cursor in the location of your Word document where you want the citation to appear
- Click the EndNote Web tab on the Word toolbar
- Click the Find Citation(s) button on the EndNote Web toolbar



- Enter a search term in the Search field to find the reference you want to insert
- Select the reference you want to insert, then click the Insert button

EndNote Web Find & Insert My References

carlson economic Find

Author	Year	Title
Carlson	2011	Distress in the Financial Sector and Economic /
Carlson	2011	Distress in the Financial Sector and Economic /

Reference Type: Journal Article
Author: Carlson, Mark A.
King, Thomas
Lewis, Kurt

Insert Cancel Help

Library: EndNote Web 2 items in list

- The reference will be inserted into your word document, with the bibliography/reference list entry listed at the end of the page