

EndNote and PBRF

If you have an EndNote (or BibTeX) library that contains citations that you would like added to the **Profiler database**, Research & Innovation can help you. The process is very simple - you'll need to:

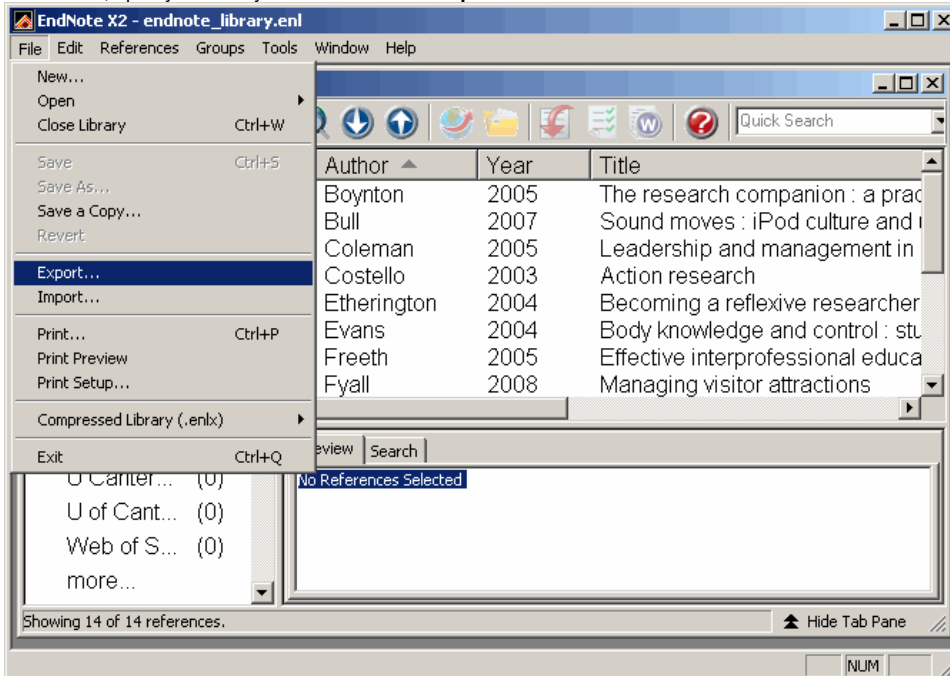
1. Follow the instructions below to convert your EndNote or BibTeX libraries to EndNote XML format
2. Send your EndNote XML file to Maxine Bryant in [Research & Innovation](#)

...

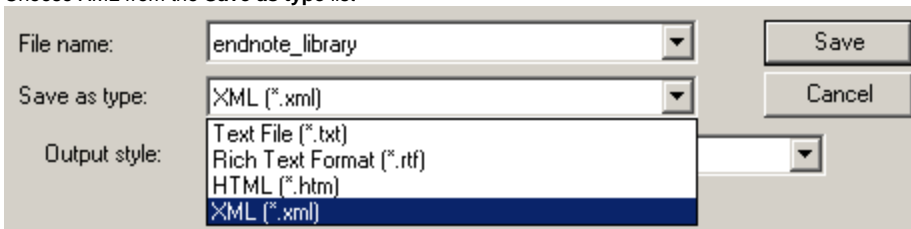
Exporting to EndNote XML

To export your entire library

1. In EndNote, open your library and choose **File > Export**

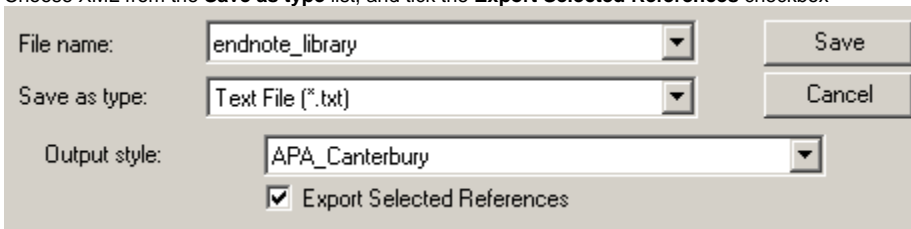


2. Choose XML from the **Save as type** list



To export selected records

1. In EndNote, open your library and select the records that you want to export
2. Select **File > Export**
3. Choose XML from the **Save as type** list, and tick the **Export Selected References** checkbox



Converting from BibTeX to EndNote XML

There is an online tool called [bibconvert](#) available for you to do the conversion yourself, or you can contact [Maxine Bryant](#) for assistance. However, it is old (2005) and does not always work. A more reliable tool (although it can have character conversion problems) is presented at Trent Apted's [site](#).

To use bibconvert:

1. Select BibTeX as the **input format** and EndNote XML as the **output format**
2. Click **submit conversion formats**
3. Browse for your BibTeX file, and modify the output options for EndNote version to version 8
4. Click **Submit file and start conversion**



Large libraries may take a little while to convert

5. When the conversion is complete, right-click the **Get the EndNote 8 XML file** link and choose **Save link as** (Firefox) or **Save target as** (Internet Explorer) to save the XML.