



Te Hiranga Rū | QuakeCoRE

Aotearoa New Zealand Centre for Earthquake Resilience



Ground motion simulation validation with explicit uncertainty incorporation for small magnitude earthquakes in the Canterbury region

QuakeCoRE Flagship 1 meeting

Sarah Neill

24-10-2019

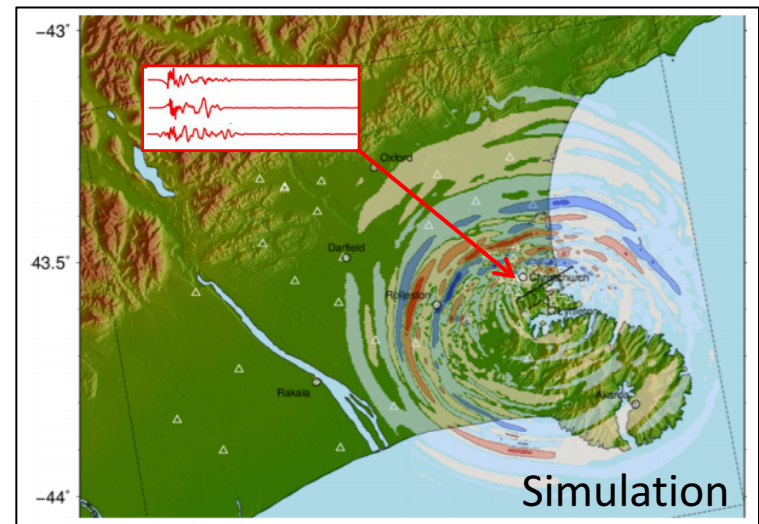
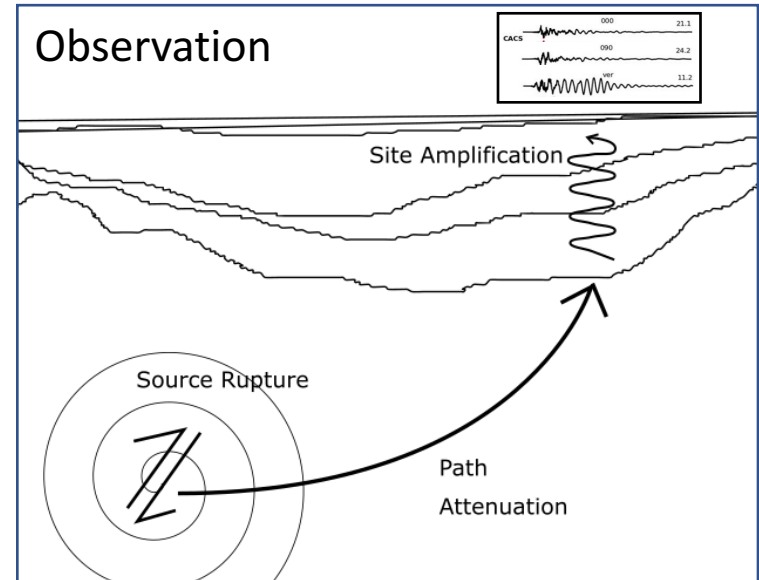
Background

Overview:

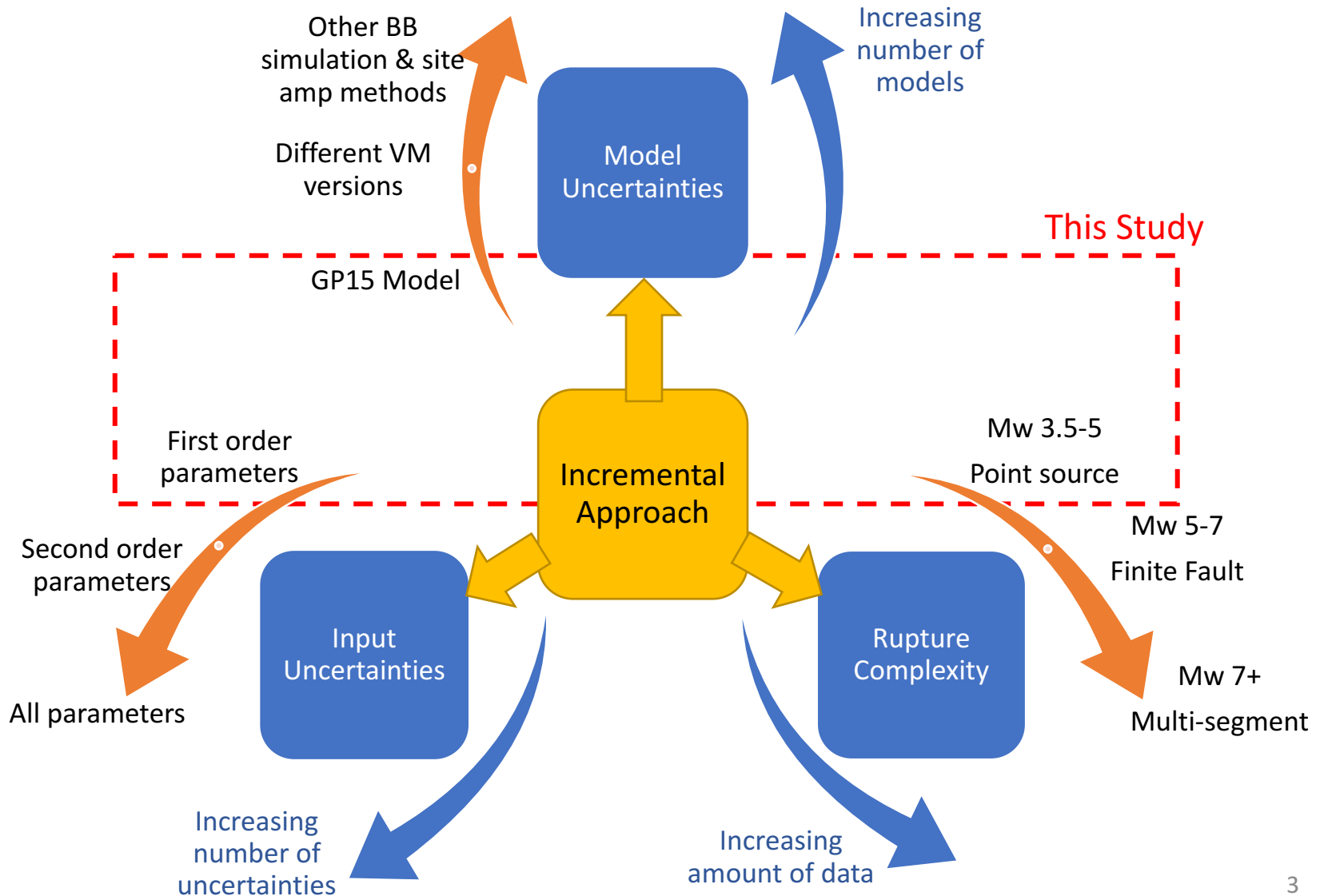
- Explicitly incorporating uncertainty
- Validation
- Uncertainty in forward prediction

Motivation:

- Misfit – due to model limitations
- Forward prediction limitations
- Captured by incorporating uncertainty



Uncertainty Validation Framework



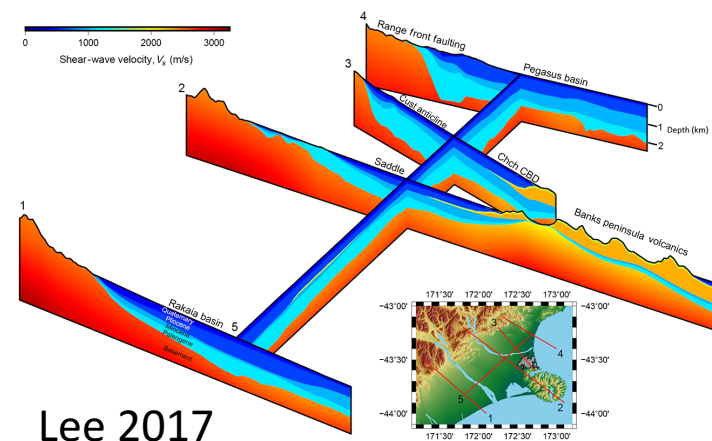
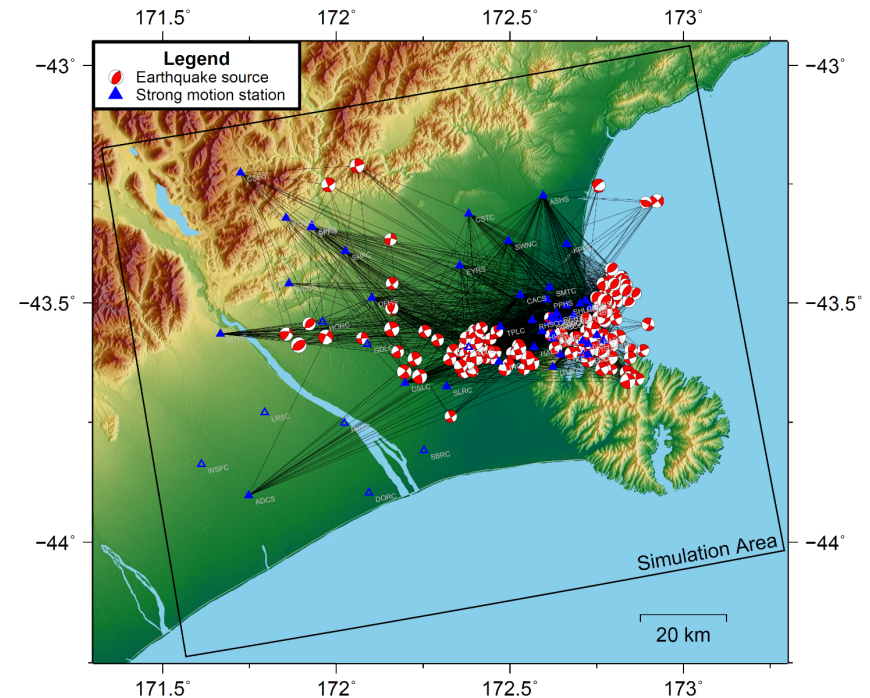
This Study: Uncertainty Validation

Data:

- Small magnitude events (Mw 3.5 – 5)
- Canterbury region
- 148 events
- 42 Sites

Benefits:

- Point source assumption
- Canterbury data
- Canterbury VM
- Linear
- Less uncertainties

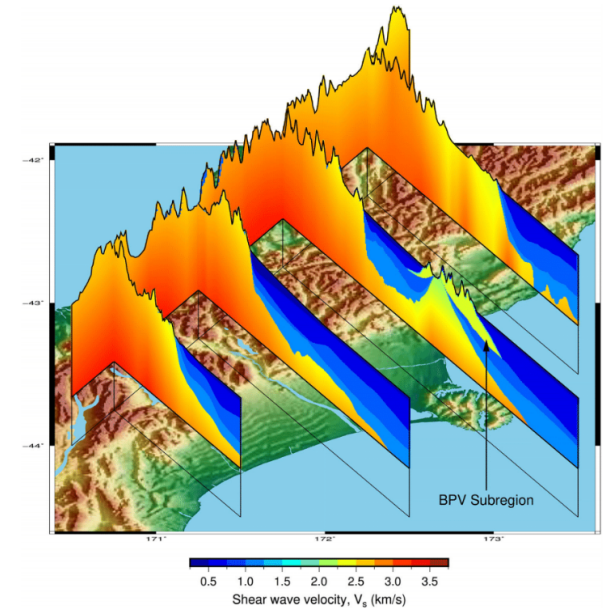


Lee 2017

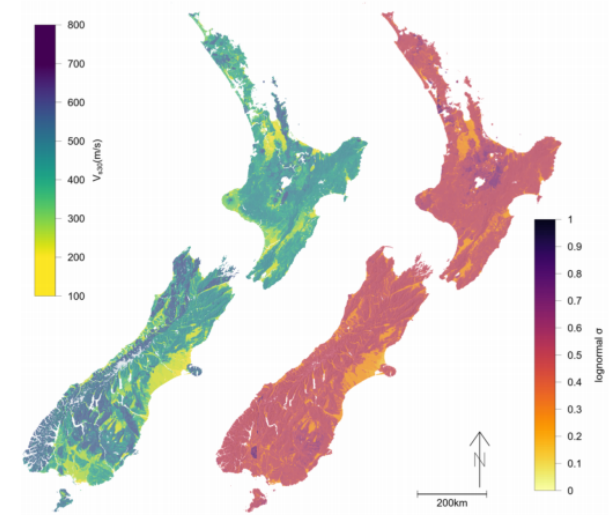
Uncertainty Validation

Method:

- Graves and Pitarka hybrid method
- LF comprehensive physics,
- HF simplified physics
- Ruptures modelled as point sources
- LF waveforms computed in 3D NZVM, FD, 400m grid
- HF waveforms computed stochastically (Boore 2003)
- Transition frequency
- HF empirical Vs30 based site amp.



Thomson (2019)



Foster (2019)

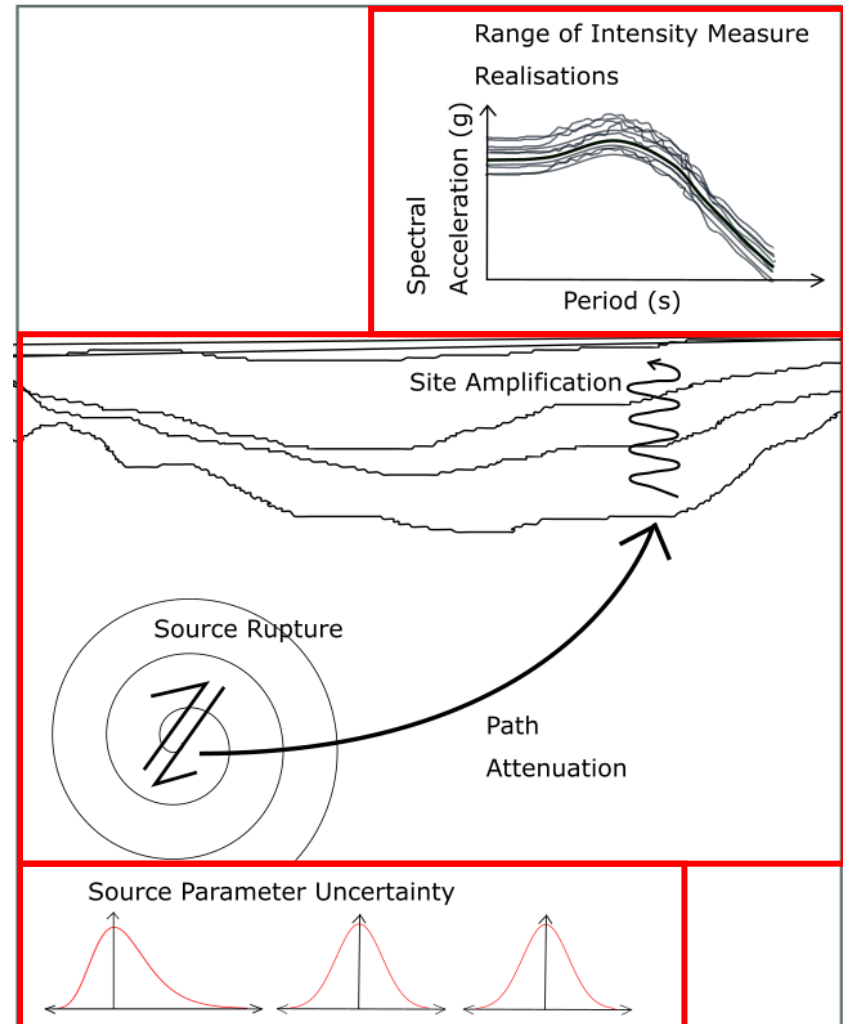
Incorporating Uncertainty

Method:

- Set prior distributions for parameter uncertainty
- Monte-Carlo sampling
- Generate 20 realisations
- Propagated through ground motion simulation
- Simulate ground motions

Post-processing:

- Intensity measures calculated
- To compare against observations



Source Randomisation Example

Source parameter uncertainty

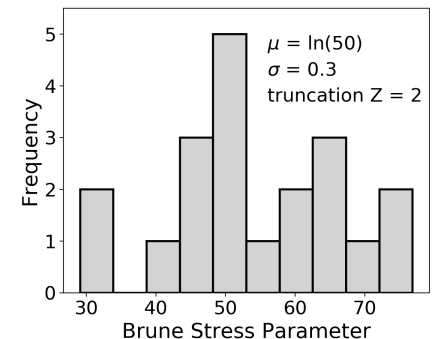
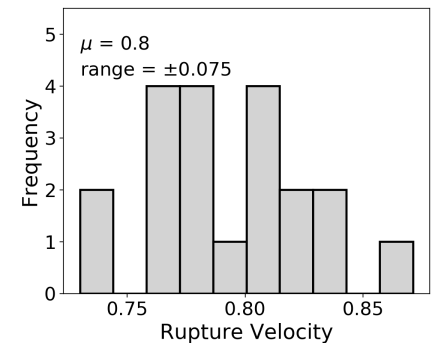
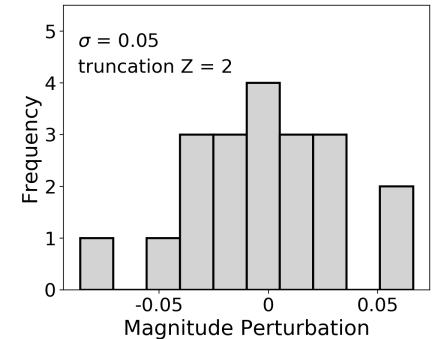
20 realisations

Accounts for:

- Measurement errors
- Parameter assumptions
- Modelling limitations

Prior distributions:

- Magnitude
- Truncated normal
- $\sigma = 0.05, Z = 2$
- Rupture velocity
- Uniform
- $\mu = 0.8, \text{range} = \pm 0.075$
- Brune stress parameter
- Truncated lognormal
- $\mu = \ln(50), \sigma_{\ln} = 0.3, Z = 2$



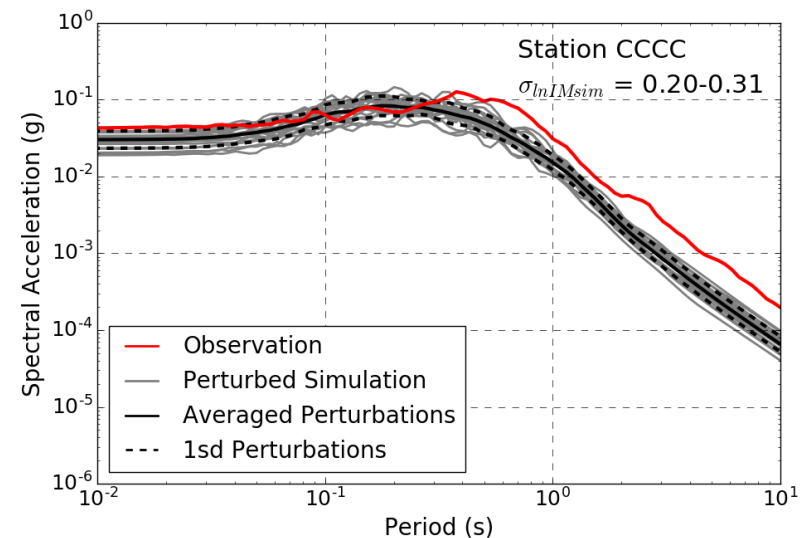
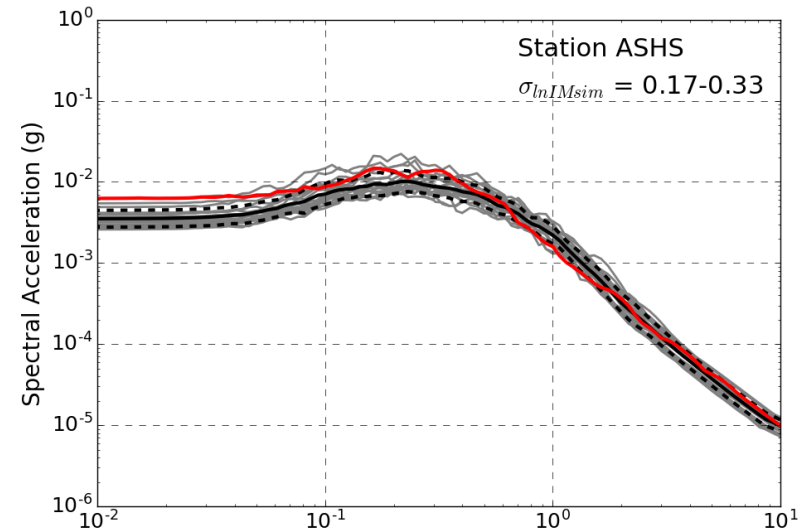
Response Spectra Example

Response Spectra:

- Multiple realisations
- ~1800 event/site combinations

Example:

- Mw 4.2, Christchurch, 22/02/2011
- Ashley School and Chch Cathedral College stations



Results: Individual event & site

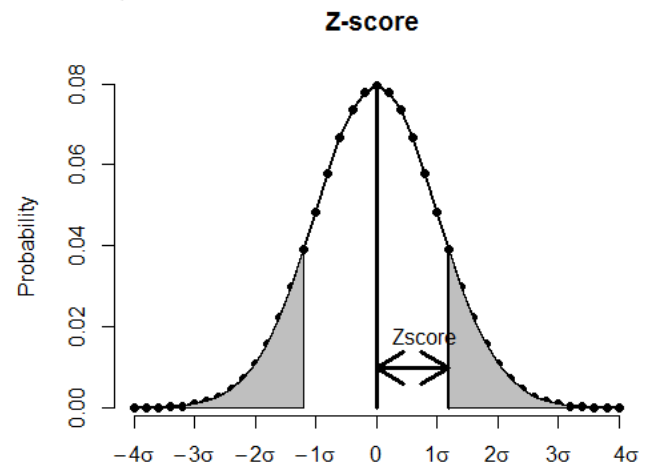
Validation with observations:

- Normalised residual for each event and site

$$Z = \frac{\ln(IM_{obs}) - \mu_{\ln(IM_{sim})}}{\sigma_{\ln(IM_{sim})}}$$

- Z = Number of standard deviations that an observation is above/below simulation mean
- Assumes a lognormal distribution

$$\ln(IM_{obs}) = \mu_{\ln(IM_{sim})} + Z \sigma_{\ln(IM_{sim})}$$



Results: All events & sites

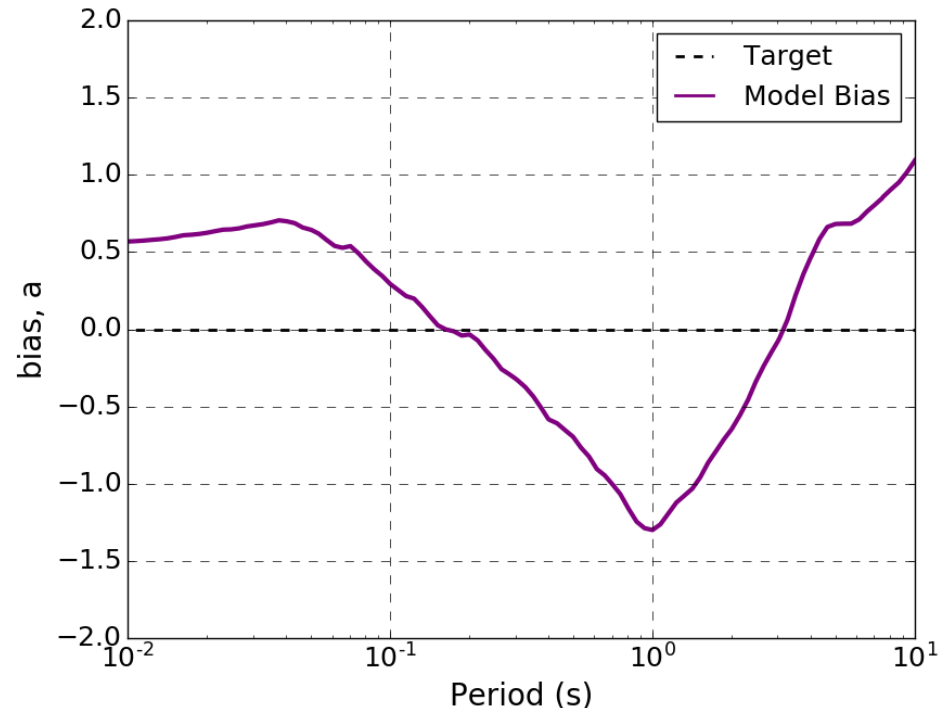
Mixed effects regression

Partitioning of Normalised Residual (Z)

$$Z = a + \delta_e + \delta_s + \delta_{es}$$

Components:

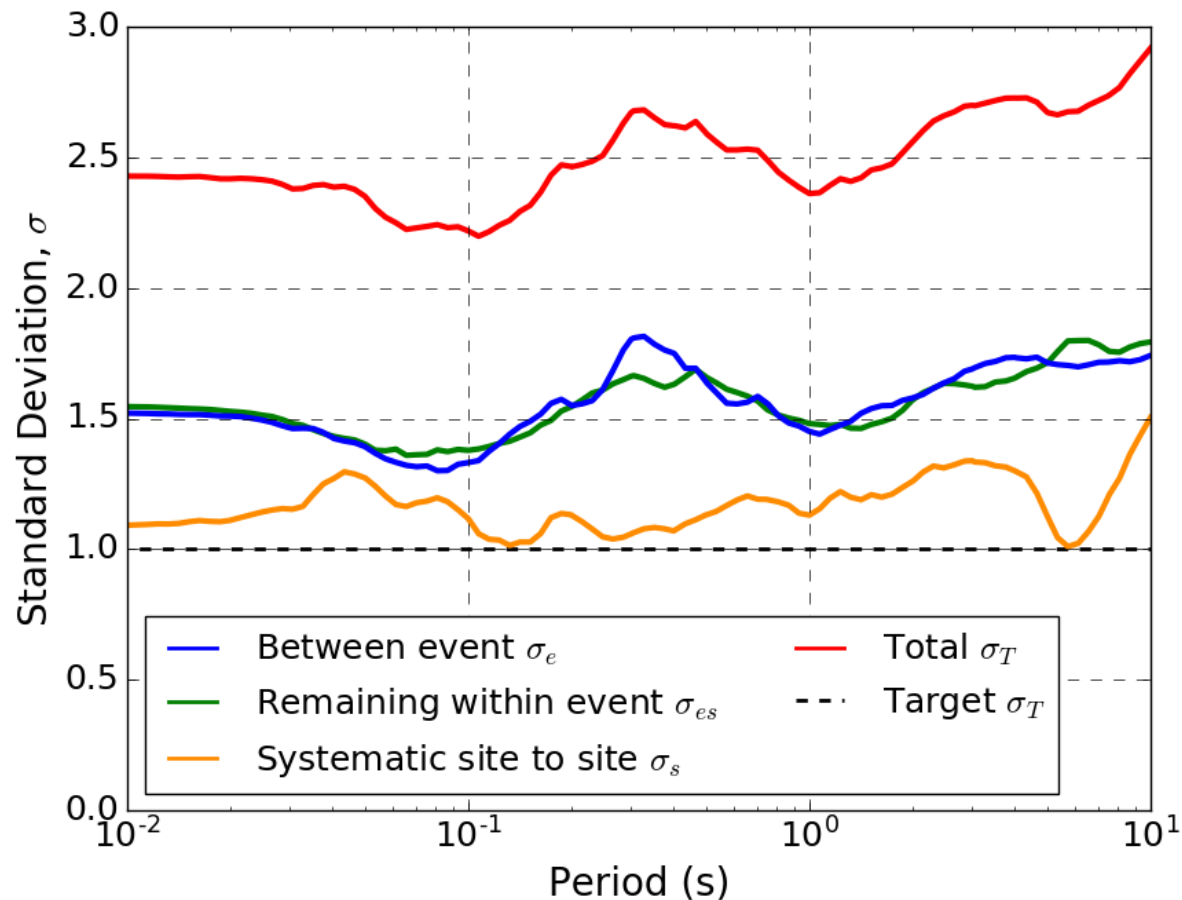
- Model bias
- Between event effects
- Systematic site-to-site effects
- Remaining within-event



Model bias
Target = zero

Results: All events & sites

- Standard deviation of partitioned components
- Total target $\sigma = 1$



Conclusions

- Insufficient uncertainty
- Refine uncertainty
- Additional uncertainties:
 - Path and site uncertainties
 - More source uncertainties
- Higher VM resolution

Next: Short term

- More refined study:
 - More realisations (50)
 - Less events (20)
 - Finer grid (400 → 200m)
- Generate non-SA IMs
- More uncertainties:
 - Source (current): M_w , $\Delta\sigma$, V_r
 - Source (new): lat/long, depth, dip rake (fc)
 - Path: Q_s , Q_p , q_k
 - Site: κ_0
 - Higher M_w uncertainty

Next: Mid term

- Source uncertainties:
 - Parameter depth dependencies
 - More parameter uncertainties (eg f_c , radiation param.)
 - Perturbate 1D VM
- Path uncertainties:
 - Parameter depth dependencies
 - Perturbate 1D VM
 - Duration
- Site uncertainties:
 - V_{s30}
- Parameter correlations



Te Hiranga Rū | QuakeCoRE
Aotearoa New Zealand Centre for Earthquake Resilience



Thank you